

# The Behavioral Science of Crime

Jens Ludwig  
University of Chicago

# Conventional wisdom

8% effectively say “poverty”

TABLE 1. CAUSES OF CRIME

	1981	1982	1986	1989	1990	1994
Unemployment, social distress	37%	58%	26%	12%	8%	8%
Failure of the criminal justice system	33%	20%	14%	11%	6%	20%
Crisis of personal values	19%	15%	14%	12%	6%	30%
Drugs	13%	18%	25%	51%	60%	20%
Media and violence	3%	5%	3%	3%	1%	NA

Data from Gallup, ABC News, and NBC News/Wall Street Journal.

What did Americans think caused crime circa the 1994 Crime Bill?


70% effectively say “bad people” who need to be locked up

Source: The Opportunity Agenda (2014)

Notice the common thread here

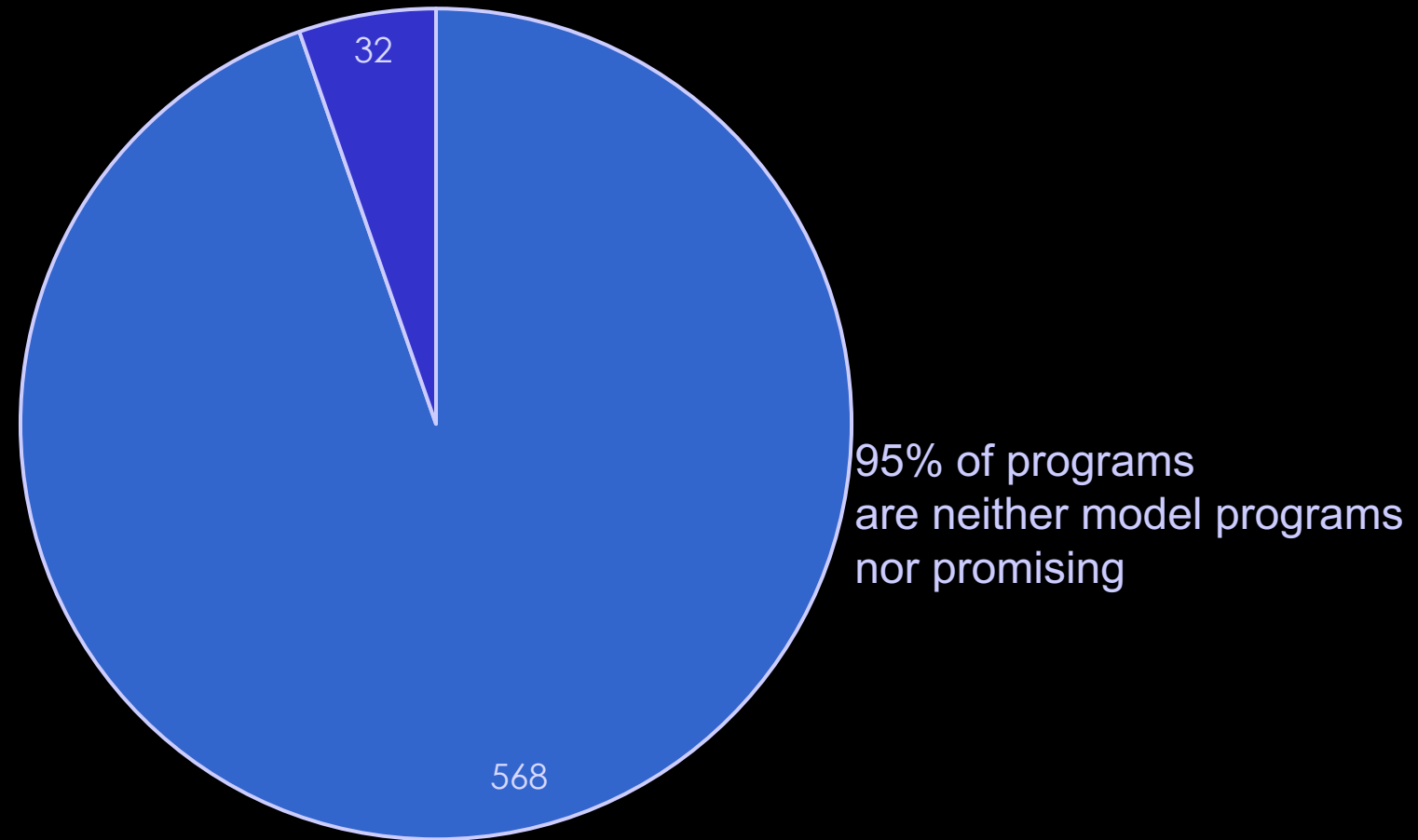


+



= INTENTIONS

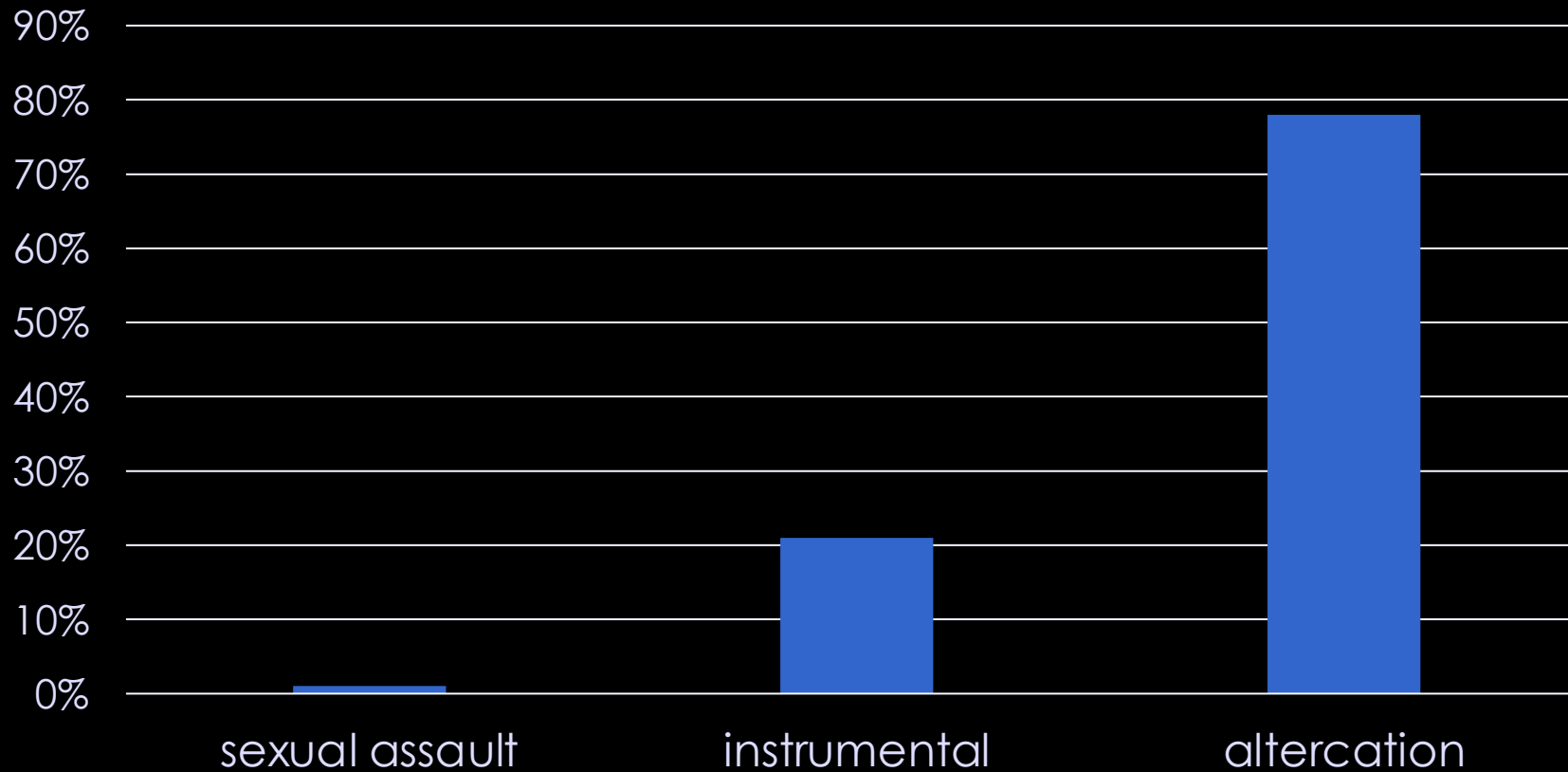
# BLUEPRINTS *for* VIOLENCE PREVENTION



□ total □ model



# Motives for Chicago homicides 1965-1995



Source: Rebecca Block and Richard Block, Chicago Homicide Dataset



**2009-2010**

2740 7<sup>th</sup>-10<sup>th</sup> graders

45% reduction in violent-crime arrests

**2013-2014**

2064 9<sup>th</sup>-10<sup>th</sup> graders

50% reduction in violent-crime arrests



**2009-2011**

2693 male admits to juvenile detention center

21% drop in recidivism 18 months out



“If I let you kids redo just 10 minutes of your lives, none of you would be here.”